






PRESSURE WASHING ENERGYSHIELD PRO

EnergyShield[®] Pro provides more than just great insulation value for tilt-up and metal building construction. EnergyShield Pro also gives a bright, easy to wash finish with a durable coating that provides a low maintenance solution for many applications.

To wash EnergyShield Pro, use a standard pressure washer. EnergyShield Pro can be cleaned with pressure up to 2000 psi. Atlas recommends a 15-degree or greater spray tip. Always stand at least 3 feet away from the surface that is being washed.



TYPICAL PRESSURE WASHER SPRAY NOZZLE

	0°	Do not use on EnergyShield Pro.
	15°	Use on concrete, brick and other hard, porous surfaces with stubborn stains.
	25°	Use on painted surfaces, wood, siding, fences and lawn equipment.
	40°	Use on windows and screens.
	65°	Use to spray on detergents.

COMMON APPLICATIONS INCLUDE

- Masonry Walls (above grade and tilt-up)
- Interior CI Walls Framed with Wood or Steel Studs
- Pre-Engineered Metal Building Walls or Ceilings
- Post and Beam Buildings
- Below-Grade Basement Interior Walls
- Crawl Space Interiors

SPECIFICATIONS: EnergyShield Pro

- EnergyShield Pro: ASTM C1289, Type I, Class 1
- EnergyShield Pro: ASTM C1289, Type I, Class 2
- ASTM E84 Flame Spread Index < 25
- NFPA 286 Approvals Interior Walls Only or Interior Ceilings Only